

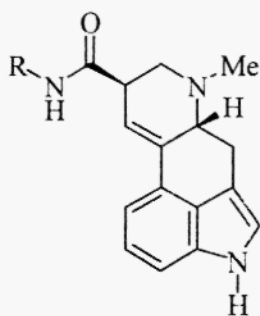
**EFFICIENT SYNTHESIS OF BENZ[*c,d*]INDOL-3(1*H*)-ONE DERIVATIVES BY
INTRAMOLECULAR CYCLIZATION OF 3-(4'-METHYLCINNAMOYL)INDOLES AND
SUBSEQUENT ELIMINATION OF TOLUENE.**

Taichi Komoda and Shin-ichi Nakatsuka*

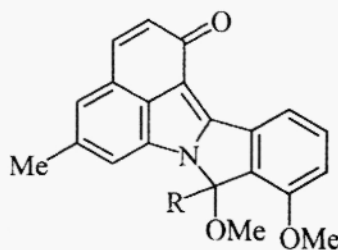
The United Graduate School of Agricultural Science, Gifu University
1-1 Yanagido, Gifu 501-1193, Japan

Abstract: Benz[*c,d*]indol-3(1*H*)-one **10** and **11**, a major part of indole alkaloids 0231A **2** and 0231B **3** produced by *Streptomyces sp.* HKI0231, new enzyme inhibitors of 3 α -hydroxysteroid dehydrogenase, were efficiently synthesized by cyclization of 3-(4'-methylcinnamoyl)indole derivatives **6c** and **7c** and elimination of toluene.

In the biosynthesis of ergot alkaloids **1**, a phenyl group is first introduced at 4-position of tryptophan.¹⁾ Although many attempts introducing such substituent at the position of indole nucleolus have been studied for a long time, no successful method was reported²⁾ except a few cases.³⁻⁵⁾



1 Ergot alkaloids



2 : R = OMe 0231A
3 : R = H 0231B

Figure 1.

In our synthetic studies on indole alkaloids, we have found intra- and intermolecular cyclization toward the 4-position of indole nucleus in cases of dehydrotryptophan and *N*-acylindole derivatives.⁵⁾ Recently, we found a novel synthetic method of benz[*c,d*]indol-3(1*H*)-one derivatives **5**, whose common structure was found in enzyme inhibitor 0231A **2** and 0231B **3** from *Streptomyces sp.* HKI0231,⁶⁾ via intramolecular cyclization of substituted 3-cinnamoylindoles **4** and subsequent elimination of benzene (Fig. 2).⁷⁾

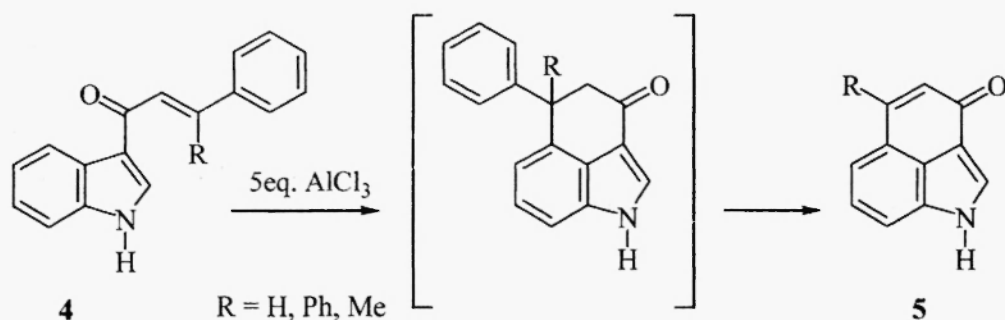


Figure 2. Cyclo-elimination of 3-cinnamoylindole derivatives.

In this reaction, a phenyl group was used as a promoter of the cyclization and also as a protective group of a double bond because its elimination gave aromatized benz[*c,d*]indol-3(*1H*)-one derivatives. Although the benz[*c,d*]indol-3(*1H*)-one derivatives were expected to be useful key intermediates for indole alkaloids containing substituent at the 4-position, the reaction yields were insufficient (45-79%). In this paper, we report much more efficient synthetic method for the substituted benz[*c,d*]indol-3(*1H*)-one **10** and **11** by studies on the efficiency of several substituted benzene as a promoter and eliminator.

The starting materials **6a-c** and **7a-d** were prepared from 1-pivaloylindole by Friedel-Crafts acylation⁸⁾ with corresponding 3-cinnamoyl chlorides and subsequent de-protection of the pivaloyl group. Reaction conditions and results of AlCl₃ catalyzed cyclo-elimination of substituted 3-cinnamoylindole derivatives **6a-c** and **7a-d** are shown in the Table 1.

An electron withdrawing nitro group at 4'-position of benzene ring completely obstructed the cyclization (entry 7 and 8). Although a stronger electron donating methoxy group is expected to be a suitable function for cyclo-elimination, cyclization and also elimination were delayed to afford the intermediates **8b**⁹⁾ or **9b**¹⁰⁾ (entry 2 and 5). The elimination of 4'-methoxyphenyl group of **9b** was completely impeded and no eliminated product **11** was detected in the reaction mixture (entry 5). House *et al.* reported that the excess AlCl₃ converted methoxy group to complex compound with positive charge and it inactivates phenyl group.¹¹⁾ Our results agree with their theory.

On the other hands, an electron donating methyl group accelerated cyclization and also elimination of the phenyl group (entry 3 and 6). Typical reaction in entry 3 is as follows: 5 eq. AlCl₃ was added to a stirred solution of **6c** in CHCl₂CHCl₂ at 80°C and stirred for 10 min. The cooled reaction mixture was poured into saturated aq. NaCl, and extracted with CH₂Cl₂. The organic layer was dried over Na₂SO₄, and the solvent was removed in *vacuo*. Purification of the residue by silica gel chromatography (100% ethyl acetate) gave benz[*c,d*]indol-3(*1H*)-one **10** (85%). [**10**: m.p. 157-162°C (dec.); ¹H-NMR δ ppm(500MHz, 10%CD₃OD in CDCl₃) 6.71(1H, d, *J*=9.4Hz), 7.40(1H, dd, *J*=7.3 and 8.0Hz), 7.58(1H, d, *J*=7.3Hz), 7.66(1H, d, *J*=8.0Hz), 7.79(1H, d, *J*=9.4Hz), 8.31(1H, s); ¹³C-NMR δ ppm(100MHz, 10%CD₃OD in CDCl₃) 115.5, 115.8, 123.6, 123.7, 124.3, 125.8, 131.8, 133.4, 133.9, 139.1, 182.3; UV λ_{max} (MeOH) 232(ε=20000), 340(ε=7600), 381(ε=7100), 398(ε=9000), 419(ε=6500)nm; IR ν_{max} (KBr) 3147, 3094, 3054, 2931, 2850, 2795, 1640, 1590, 1565, 1500, 1321, 1186, 1137, 821, 740cm⁻¹; EIMS (70eV, *m/z*) 169(M⁺, base peak), 141, 114; HREIMS Calcd for C₁₁H₇NO: 169.0528. Found 169.0536].

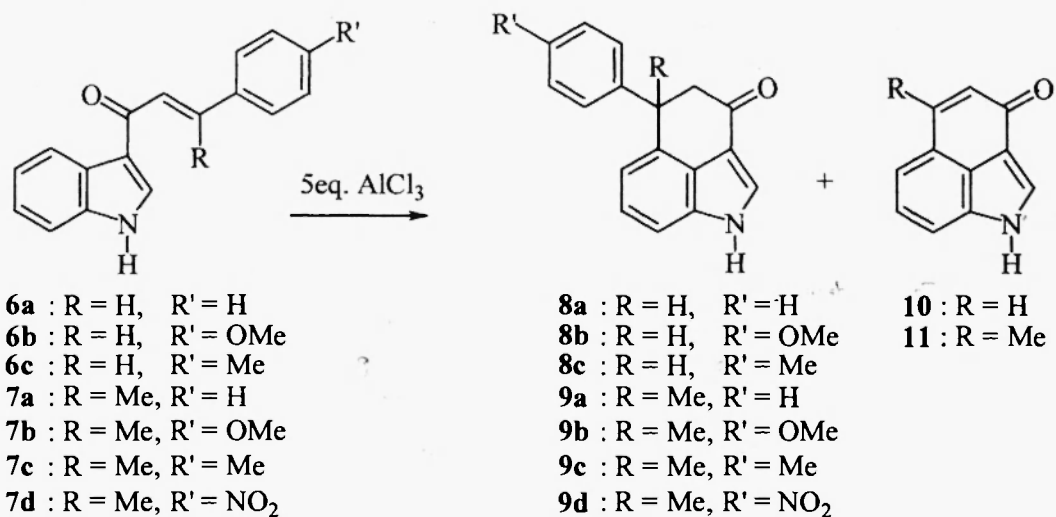


Table 1. Cyclo-elimination of substituted 3-cinnamolyndole derivatives **6a-c** and **7a-d**.

Entry	S. M.	Conditions	Time (min)	Products (Yield%)
1	6a	CHCl ₂ CHCl ₂ , 80°C	20	8a (-) 10 (45) ⁷⁾
2	6b	CHCl ₂ CHCl ₂ , 80°C	20	8b (16) 10 (11)
3	6c	CHCl ₂ CHCl ₂ , 80°C	10	8c (-) 10 (85)
4	7a	CH ₂ Cl ₂ , r. t.	30	9a (-) 11 (79) ⁷⁾
5	7b	CH ₂ Cl ₂ , r. t.	120	9b (84) 11 (-)
6	7c	CH ₂ Cl ₂ , r. t.	10	9c (-) 11 (93)
7	7d	CH ₂ Cl ₂ , r. t.	30	No Reaction
8	7d	CHCl ₂ CHCl ₂ , 120°C	30	No Reaction

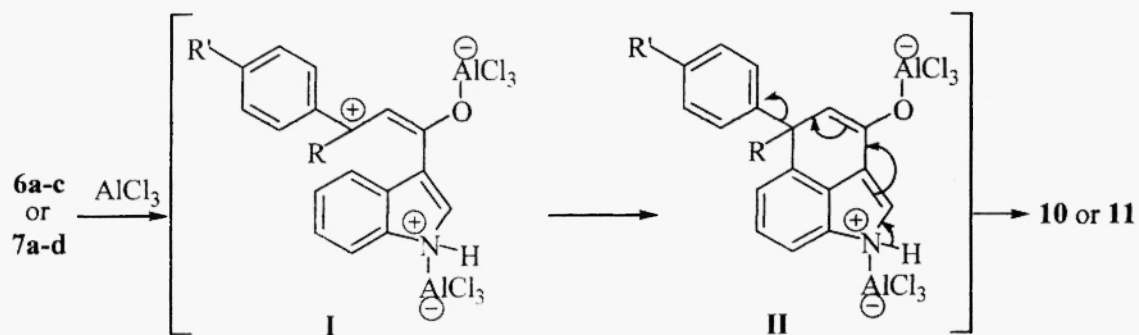


Figure 3. Cyclo-elimination mechanism of **6a-c** and **7a-d**.

Thus, we could develop an efficient synthesis of benz[*c,d*]indol-3(1*H*)-one derivatives **10** and **11**¹²⁾ by intramolecular cyclization of 3-(4'-methylcinnamoyl)indoles **6c** and **7c** and subsequent elimination of toluene. Application of this cyclo-elimination to total synthesis of ergot alkaloids **1** and enzyme inhibitor 0231A **2** and B **3** are now in progress.

References and Notes

- 1) H. G. Floss, *Tetrahedron*, **32**, 873(1976).
- 2) R. J. Sundberg (Ed.), *The Chemistry of Indole*, Academic Press, New York and London, 1970.
- 3) O. Yonemitsu, P. Cerrutti and B. Witkop, *J. Am. Chem. Soc.*, **88**, 3941(1966).
- 4) N. G. Anderson and R. G. Lawton, *Tetrahedron Lett.*, 1843(1977).
- 5) (a) S. Nakatsuka, H. Miyazaki and T. Goto, *Tetrahedron Lett.*, **21**, 2817(1980); (b) S. Nakatsuka, H. Miyazaki and T. Goto, *Chem. Lett.*, 407(1981); (c) S. Nakatsuka, K. Yamada and T. Goto, *Tetrahedron Lett.*, **27**, 4557(1986); (d) K. Teranishi, S. Hayashi, S. Nakatsuka and T. Goto, *ibid*, **35**, 8173(1994); *Synthesis*, 506(1995); (f) S. Nakatsuka, T. Hayashi, S. Adachi, Y. Harada and N. Tajima, *Heterocyclic Commun.*, **3**(1), 47(1997); (g) N. Tajima, Y. Shinoda and S. Nakatsuka, *Heterocyclic Commun.*, **6**(2), 143(2000).
- 6) P. Kleinwächter, B. Schlegel, I. Groth, A. Härtl and U. Gräfe, *J. Antibiotics*, **54**(6), 510(2001).
- 7) Very recently, our preliminary results on cyclo-elimination of 3-cinnamoylindole derivatives **4** were submitted for publication.
- 8) (a) D. M. Ketcha and G. W. Gribble, *J. Org. Chem.*, **50**, 5451(1985); (b) S. Nakatsuka, K. Teranishi and T. Goto, *Tetrahedron Lett.*, **35**, 2699(1994).
- 9) **8b**: ¹H-NMR δ ppm (200MHz, 10%CD₃OD in CDCl₃) 3.08(2H, d, *J*=8.1Hz), 3.81(3H, s), 4.70(1H, t, *J*=8.1Hz), 6.80-6.89(3H, m), 7.15-7.23(3H, m), 7.33(1H, d, *J*=6.8Hz), 7.83(1H, s).
- 10) **9b**: ¹H-NMR δ ppm(400MHz, CDCl₃) 1.80(3H, s), 2.94(1H, d, *J*=15.9Hz), 3.27(1H, d, *J*=15.9Hz), 3.76(3H, s), 6.79(2H, br.d, *J*=8.8Hz), 7.02(1H, d, *J*=7.0Hz), 7.20-7.32(4H, m), 7.73(1H, d, *J*=2.9Hz), 9.03(1H, br.d, *J*=2.9Hz).
- 11) (a) H. O. House and J. K. Larson, *J. Org. Chem.*, **33**, 448(1968); (b) H. O. House and C. B. Hudson, *ibid*, **35**, 647(1970); (c) W. S. Jhonson and H. J. Glenn, *J. Am. Chem. Soc.*, **71**, 1092(1949).
- 12) **11**: m.p. 159-164°C (dec.); ¹H-NMR δ ppm(500MHz, 10%CD₃OD in CDCl₃) 2.54(3H, d, *J*=1.1Hz), 6.52(1H, q, *J*=1.1Hz), 7.42(1H, dd, *J*=7.6 and 8.0Hz), 7.63(1H, d, *J*=8.0Hz), 7.64(1H, d, *J*=7.6Hz), 8.23(1H, s); ¹³C-NMR δ ppm(100MHz, 10%CD₃OD in CDCl₃) 18.3, 115.4, 115.7, 121.0, 124.0, 124.9, 126.1, 130.2, 133.2, 133.5, 149.5, 182.6; UV λ_{max} (MeOH) 233(ε=18000), 321(ε=7300), 378(ε=6000), 395(ε=7600), 415(ε=5600)nm; IR ν_{max} (KBr) 3386, 3081, 3040, 2936, 2846, 1633, 1565, 1502, 1440, 1362, 1307, 1130, 950, 848, 755cm⁻¹; EIMS (70eV, *m/z*) 183(M⁺), 154(base peak), 127; HREIMS Calcd for C₁₂H₉NO: 183.0684. Found 183.0680.

Received on November 11, 2002